

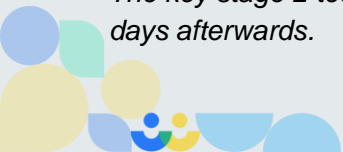


Year 6 SATs Parental Presentation March 2024

What are the SATs?

- SATs are the Standardised Assessment Tests that are given to children at the end of Key Stage 2.
- The SATs take place over four days, starting on **Monday 13th May** ending on **Thursday 16th May**.
- The SATs papers consist of:
 - Spelling, punctuation and grammar (paper 1: Grammar/ Punctuation/ Spelling) – Monday 13th May
 - Spelling, punctuation and grammar (paper 2: Spelling test) – Monday 13th May
 - Reading – Tuesday 14th May
 - Maths (paper 1: Arithmetic) – Wednesday 15th May
 - Maths (paper 2: Reasoning) – Wednesday 15th May
 - Maths (paper 3: Reasoning) – Thursday 16th May
- Writing is assessed using evidence collected throughout Year 6. There is no Year 6 SATs writing test.

The key stage 2 tests will be taken on set dates unless your child is absent, in which case they may be able to take them up to 5 school days afterwards.



When and how the SATs are completed

- The tests take place during normal school hours, under exam conditions.
- Children are not allowed to talk to each other from the moment the assessments are handed out until they are collected at the end of the test.
- After the tests are completed, the papers are sent away to be marked **externally**.
- The results are then sent to the school in July.
- Each test lasts no longer than 60 minutes:
 - Spelling, punctuation and grammar (paper 1: Grammar/ Punctuation) – 45 minutes
 - Spelling, punctuation and grammar (paper 2: Spelling) – 15 minutes
 - Reading – 60 minutes
 - Maths (paper 1: Arithmetic) – 30 minutes
 - Maths (paper 2: Reasoning) – 40 minutes
 - Maths (paper 3: Reasoning) – 40 minutes



Specific arrangements for SATs

Children with additional needs (who have similar support as part of day-to-day learning in school) may be allotted specific arrangements, including:

- Additional (extra) time;
- Tests being opened early to be modified (larger print, coloured paper);
- An adult to scribe (write) for them;
- An adult to read for them;
- The use of prompts or rest breaks;
- Arrangements for children who are ill or injured at the time of the tests.

Pupils with an EHCP are automatically allowed up to 25% additional time (except for the spelling paper, which is not strictly timed). Pupils who use the modified large print or braille versions of the tests are automatically allowed up to 100% additional time.



The results

Tests are marked externally. Once marked, the tests will be given the following scores:

- A raw score (total number of marks achieved for each paper);
- A scaled score (see below);
- A judgement on if the National Standard has been met.

After marking each test, the external marker will convert the raw score to a scaled score. Even though the tests are made to the same standard each year, the questions must be different. This means the difficulty of the tests may vary. Scaled scores ensures an accurate comparison of performance over time.

Scaled scores range from 80 to 120.

A scaled score of 100 or more shows the pupil is meeting the National Standard.



Spelling, Punctuation and Grammar: Monday 13th May

Spelling, Punctuation and Grammar consists of two papers.

- Paper 1 focuses on all three elements (spelling, punctuation and grammar). The paper lasts for 45 minutes.
- Paper 2 consists of a spelling test only. It should take approximately 15 minutes, although this is not a set amount of time (pupils should be given as much time as they need to complete the test).



Spelling, Punctuation and Grammar: Paper 1

The children will have been working hard with their class teacher on developing and securing their knowledge of the technical vocabulary needed in this test.

This test focuses on:

- Grammatical terms/ word classes;
- Functions of sentences;
- Combining words, phrases and clauses;
- Verb forms, tenses and consistency;
- Punctuation;
- Vocabulary;
- Standard English and formality.

This test requires a range of answer types but does not require longer formal answers.



Reading: Tuesday 14th May

There is one reading test that lasts for 60 minutes.

The test is designed to measure if the children's comprehension of age-appropriate reading material meets the national standard. There are three different set texts for children to read. These could be any combination of non-fiction, fiction and/ or poetry.

The test covers the following areas (known as Content Domains):

- Give/ explain the meaning of words in context;
- Retrieve and record information/ identify key details from fiction and non-fiction;
- Summarise main ideas from more than one paragraph;
- Make inferences from the text/ explain and justify inferences with evidence from the text;
- Predict what might happen from details stated and implied;
- Identify/ explain how information/ narrative content is related and contributes to meaning as a whole;
- Identify/ explain how meaning is enhanced through choice of words and phrases;
- Make comparisons within the text.



Maths: Wednesday 15th May and Thursday 16th May

The maths assessments consist of three tests.

- Paper 1: Arithmetic (30 minutes) – Wednesday 15th May
- Paper 2: Reasoning (40 minutes) – Wednesday 15th May
- Paper 3: Reasoning (40 minutes) – Thursday 16th May




Maths Papers 2 and 3 (Reasoning)

Paper 2 will take place on Wednesday 16th May and paper 3 will take place on Thursday 16th May. These tests have a total of 35 marks each.

These papers require children to demonstrate their mathematical knowledge and skills, as well as their ability to solve problems and their mathematical reasoning. They cover a wide range of mathematical topics from key stage 2 including,

- Number and place value (including Roman numerals);
- The four operations;
- Geometry (properties of shape, position and direction);
- Statistics;
- Measurement (length, perimeter, mass, volume, time, money);
- Algebra;
- Ratio and proportion;
- Fractions, decimals and percentages.



SATs week

Friday 10 th May	Breakfast
Monday 13 th May	EGPS
Tuesday 14 th May	Reading
Wednesday 15 th May	Maths – Arithmetic
	Maths – Reasoning 1
Thursday 16 th May	Maths – Reasoning 2

How we will support your child

Before SATs Week

- Revision – in class, through homework tasks
- Mock SATs
- 1:1 or small group interventions to consolidate understanding

How we will support your child

During SATs Week

- Breakfast from 8.15am
- Illness during the week
- Phone calls for late arrivals
- Water bottles
- One small, good luck charm or toy
- Extended breaks
- Afternoons – PE Kit all week
- Other adults
 - Readers
 - Prompters

How you can support your child

- Revision Books / Homework
- Good luck mascots
- Glasses
- Arrive in plenty of time
- Illness
- Early nights – especially the weekend
- PE Kit

Friday 17th May


- Friday will see an off-site treat for the children.

Supporting your child in preparing for the SATs

Firstly, a positive attitude goes a long way. Give them as much encouragement and support as you can (but we don't need to tell you that)!

Tips:

- Don't use past papers as they are used in school to prepare the children.
- Attend any SATs meetings at school (or read any literature sent home).
- Talk to your child's class teacher if you have any concerns rather than worry your child.
- Encourage your child to talk to their teacher or a trusted adult (including yourself) about their anxieties. Don't forget that a small amount of anxiety is normal and not harmful.
- Give your child a quiet, distraction free space to complete homework or study, use SATS Bootcamp to help your child with revision at home.
- Give your child time to go outside and reduce screen time.
- Ensure your child is eating and drinking well and getting a good amount of sleep.
- Plan something nice and fun for the weekends before and after SATs. This will help them to relax before the SATs and give them something to look forward to after.



Supporting your child in preparing for the SATs – SATS Bootcamp

YEAR SIX

[PARENTS](#)
Year 6 Buddy

[TEACHERS](#)
SATs Boot Camp

[SATs Papers](#)

[SATs Dates](#)

[Buy SATs Papers](#)

[SIGN IN](#)

Contact Us

Year 6 SATs Boot Camp

The must-have tool to help your class smash SATs!


SATs Boot Camp gives **busy teachers** like you a revision tool to get your class confident and ready to get **amazing** Year 6 SATs results. Your class will:

- **Nail** the curriculum topics they need to know for Year 6 SATs
- **Become a champion** of the SATs style questions, by taking over 100 online Practice Test Papers (no more children ticking two when it says "tick one!")
- **Discover** that "they've got this" when they move on to taking the actual past SATs papers online (you can switch these off if you don't want your class to access past papers)
- **Grow** from apprehensive to feeling ready to breeze through their SATs

And you, as their teacher will:

- **Identify** your class's strengths & weaknesses via the reporting tools
- **Reclaim** time for yourself! Say goodbye to evenings preparing for SATs!

[SIGN UP NOW](#)



SATS BOOT CAMP

[My account](#)
Instructions

Welcome, Winklebury Junior School | [Logout](#)

[Dashboard](#)

[Manage Children](#)

[Revise](#)

[Practice SATs tests](#)


[Reports](#)

[Manage Children](#)

[Revise](#)

[Practice SATs tests](#)

[Reports](#)



Spag Wiz Sheets lets you choose from over 1,300 punctuation and grammar questions to create tailor-made test papers (or "Wiz Sheets") which are saved to your own library, where they can be accessed easily at any time.

Things to remember about SATs

SATs focus on what children know about Maths and English.

They will not reflect how talented they are at science, geography, art, PE..., and they certainly won't highlight all of their amazing personal characteristics.

SATs don't tell the whole story.

Their results will say if they did or did not meet a certain standard but not necessarily by what margin. These thresholds change each year according to the overall national performance, so what was classed as 'meeting the expected standard' this year might not be the same as last year. Your school may be able to provide you with more detailed feedback.

SATs are only four days out of a whole Primary School career.

In reality, there's one or two papers each day that last 30 to 60 minutes.



What to do if you are worried about your child

Talk to the school

Sometimes concerns present at home and not at school. If you notice a change in your child, talk to the school so that everyone concerned can offer the support needed.

Talk to your child

Talk to your child about what aspect of SATs concerns them the most. If you can help them pinpoint what is bothering them the most, you can take specific steps to help reassure them.

Encourage your child to talk to their teacher

SATs are obviously linked to school. Don't be surprised if your child would prefer seek reassurance from teachers over family members.

Try not to project your own anxieties or views about the SATs

Children can be very intuitive. If they see that you are anxious, this could add to their own anxieties. Similarly, if you don't believe in SATs, your child may reflect this view.

